

Manufactured by:
DIGBITS Limited,

Power Park,

Towans Business Park,

Rugeley,

Staffordshire

WS15 1LZ

T : 01889 503020

F : 01889 503021

E : sales@digbits.co.uk

W : www.digbits.co.uk

DIGBITS
CO. UK



BAV CRUSHERS



WWW.BAVCRUSHERS.CO.UK



BIG JAWS WITH

BIG APPETITES

BMW CRUSHERS



Extreme crushing power.
Re-use waste stone and concrete on your site, using your own excavator.
Giant performance in a compact attachment.



SAVE WITH THE

BAVCRUSHER

CUT AND BREAK



Save on skip hire.



Save on aggregate and hardcore deliveries.



Save on manual labour costs.



Save on time.



CRUSH AND REDUCE


Any piece of stone or concrete that will fit in the jaws can be broken into manageable chunks. Reinforcing wires are cut using the integral cutter blades (standard on all models) and then crushed clean of concrete for maximum scrap value. You can dismantle and crush concrete structures in one. A BMW Crusher is ideal for use on materials that, due to their size or reinforcing, are unsuitable for static crushing plants. By avoiding the use of static crushers, you can save on transport and reduce the workspace required on site as well as the environmental nuisance to neighbouring properties.



RE-PROCESS AND REFINE

You may want to re-use your material on site to save delays and costs of bought-in hardcore, delivered to site. You might also need to break-up and reduce waste concrete in order to get the maximum tonnage into tipplers or skips leaving the job site. Either way, the BMW Crusher is ideal.

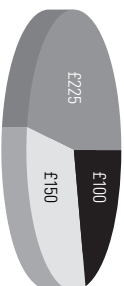
DESIGNED TO LAST



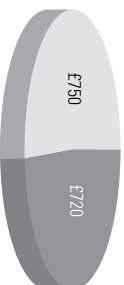
1. Bolt on top plates allow use on a variety of machines
2. Powerful ram with guard works on standard double acting auxiliary hydraulics
3. All pivot points fitted with hardened steel bushings and grease points for easy maintenance and long life
4. Carbide tipped teeth for excellent wear and easy replacement
5. Renewable re-bar cutters
6. Main chassis and jaw plates in HARDOX 400 material for ultimate strength and wear resistance

EXAMPLES...

Costs savings on a 37m² (400ft²) patio / paved area



Costs savings on a 180m² (1946ft²) patio / paved area





BAW MICRO

The smallest of our Crushers
 up to 15 tonnes min & max 1.5 metres

Small but still ready for its work is exceeded. The BAW micro is packed with the latest of modern design in larger BAWs. It makes very much of the modern and working on the most compact and demanding sites.

- Largest of hole teeth
- H400CX 400 mm plates
- Handling view camera

- Handling view camera
- Full 360 degree turn radius of jaws to allow use on both vertical columns & also on horizontal beams.

PRODUCT DATA

Weight:	70kg
Center excavator size:	0.5 to 1.5 tonnes min to 8 max diggers
Jaw opening:	100mm
Jaw length:	200mm
Jaw rotation:	90 deg



BAW 1

Alighte Crusher for 1.5 to 2.0 tonne and excavators
 Most of our crusher than any other crusher, the BAW makes the best use of large stones or the. They can be broken working and

remove waste or to recycle for re-use on the job.

- Largest of hole teeth
- H400CX 400 mm plates
- Handling view camera

- Handling view camera
- Full 360 degree turn radius of jaws to allow use on both vertical columns & also on horizontal beams.

PRODUCT DATA

Weight:	100kg
Center excavator size:	1.5 to 2.0 tonne min
Jaw opening:	215mm
Jaw length:	300mm



BAW 3

Alighte Crusher for 2.5 to 3 tonne and 3 and excavators
 The mini and excavator mounted crusher can do the for. The BAW can break up large stones or the. They can be broken working and

also produce a grade suitable for re-use on site. This is also one of the most powerful tools in the world for any contractor who when the processing power of a full size machine is required.

- Largest of hole teeth
- H400CX 400 mm plates
- Handling view camera

- Handling view camera
- Full 360 degree turn radius of jaws to allow use on both vertical columns & also on horizontal beams.

PRODUCT DATA

Weight:	980kg
Center excavator size:	2.5 to 3 tonne min & 8 max
Jaw opening:	230mm
Jaw length:	800mm



BAW 4

Alighte Crusher for 3 to 4 tonne and 4 and excavators
 The excavator mounted crusher is a great all rounder. The BAW is powerful enough to break up large stones or the. They can be broken working and

through working view, producing reusable grade material on site. This is also one of the most powerful tools in the world for any contractor who when the processing power of a full size machine is required.

- Largest of hole teeth
- H400CX 400 mm plates
- Handling view camera

- Handling view camera
- Full 360 degree turn radius of jaws to allow use on both vertical columns & also on horizontal beams.

PRODUCT DATA

Weight:	1000kg
Center excavator size:	3 to 4 tonne min & 8 max
Jaw opening:	300mm
Jaw length:	750mm



BAW 5

Alighte Crusher for 4 to 6 tonne and 6 and excavators
 BAW 5 is the most powerful of our crushers. It can handle large stones or the. They can be broken working and

also produce a grade suitable for re-use on site. This is also one of the most powerful tools in the world for any contractor who when the processing power of a full size machine is required.

- Largest of hole teeth
- H400CX 400 mm plates
- Handling view camera

- Handling view camera
- Full 360 degree turn radius of jaws to allow use on both vertical columns & also on horizontal beams.

PRODUCT DATA

Weight:	1400kg
Center excavator size:	4 to 6 tonne min & 8 max
Jaw opening:	100mm
Jaw length:	900mm



BAW 6

The HEAVY Highline Alighte Crusher for 20 to 50 tonne excavators
 The most of the top, the BAW 6 is a powerful crusher. It is the most powerful of our crushers. It can handle large stones or the. They can be broken working and

also produce a grade suitable for re-use on site. This is also one of the most powerful tools in the world for any contractor who when the processing power of a full size machine is required.

- Largest of hole teeth
- H400CX 400 mm plates
- Handling view camera

- Handling view camera
- Full 360 degree turn radius of jaws to allow use on both vertical columns & also on horizontal beams.

PRODUCT DATA

Weight:	4000kg
Center excavator size:	20 to 50 tonne min & 8 max
Jaw opening:	120mm
Jaw length:	1200mm



VISIT
 WWW.BAVCRUSHERS.CO.UK